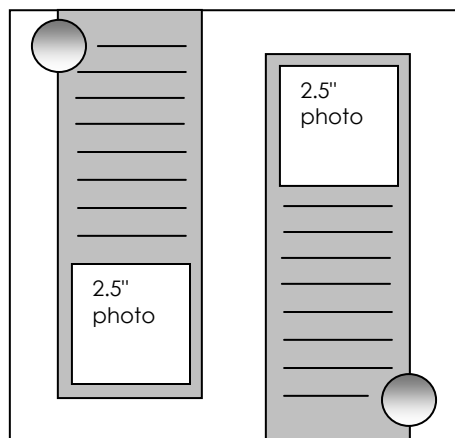
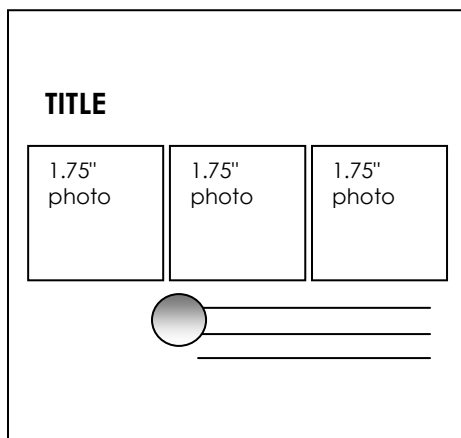
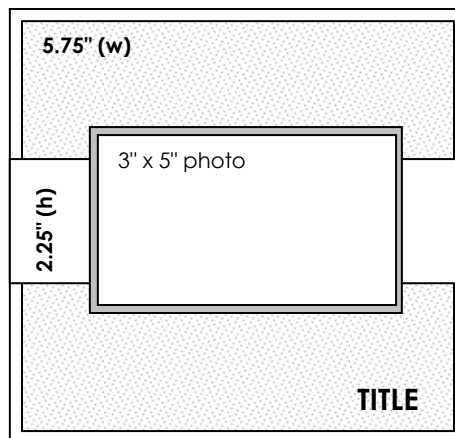
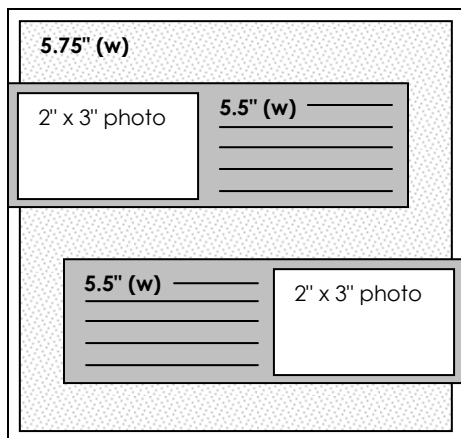
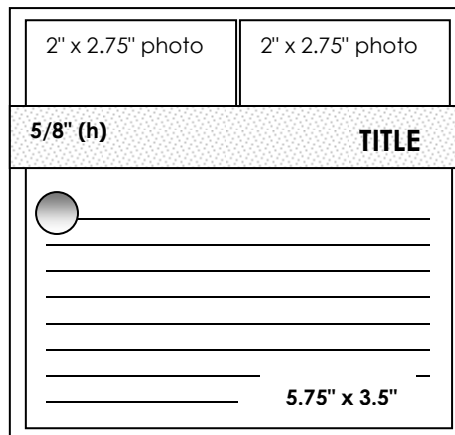
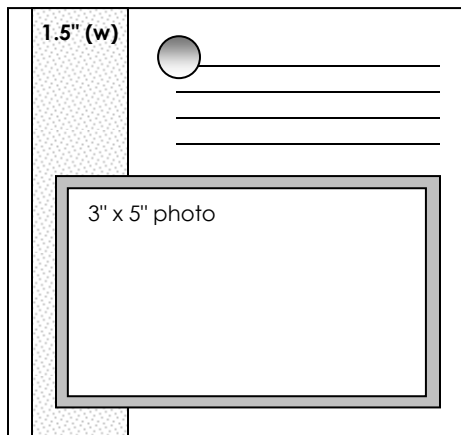


## 6 x 6 Single Page Scrapbook Layout Sketches

Unless otherwise noted all photo mats are 1/4" wider and taller than photos (e.g., a mat for a 3" x 5" photo would be 3.25" x 5.25").



### Sketch Legend

-  photo mat
-  patterned paper
-  embellishment

Lines are meant to indicate journaling space.

TIP... When looking for inspiration for scrapbook layouts, it helps to think outside the box. You'll be surprised where you can find ideas for layouts.

Of course, there are countless books that will give you layout ideas, but if you're looking for something a little cheaper, try the weekly sale papers and magazines - our personal favorites.

Take some time one day and leaf through some magazines. Don't look specifically at the items on the pages - look at how the items are laid out on each page and ask yourself:

- Where are the pictures placed?
- Where is the text...the title?
- What shapes do they use?

The intent of our sketches is to focus on the pictures and journaling, so we have a tendency to keep embellishments to a minimum. But... that doesn't mean you have to - that's the beauty of sketches! You can take a basic page layout and make it your own.

Happy Scrapping!!

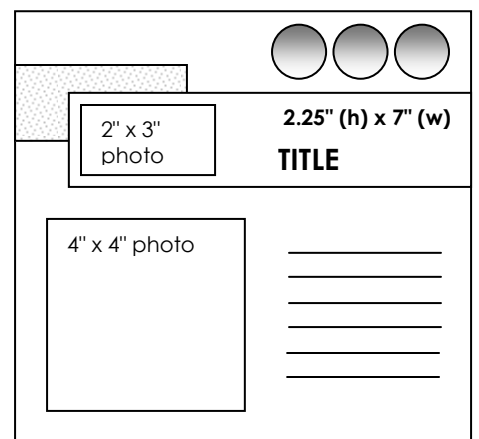
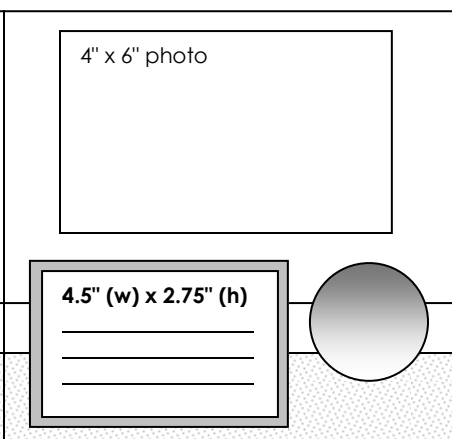
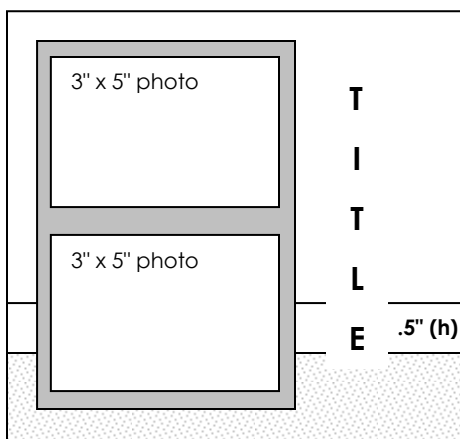
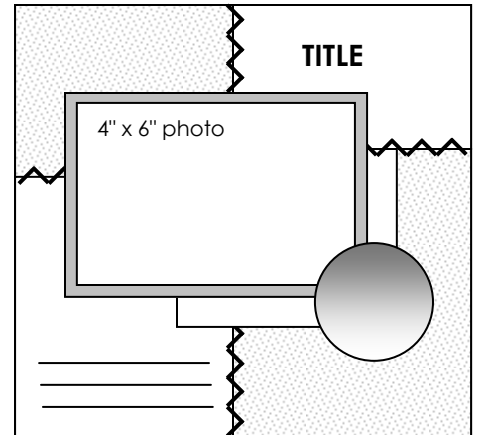
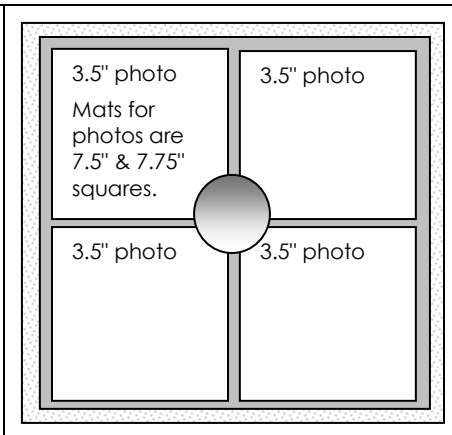
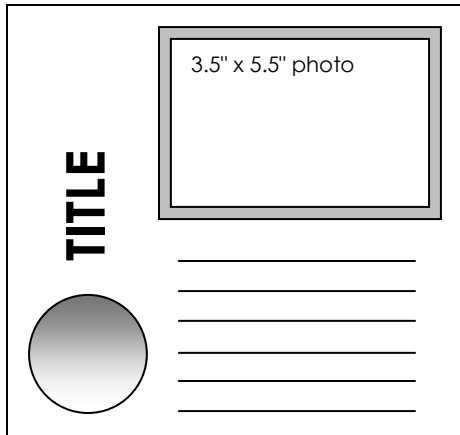
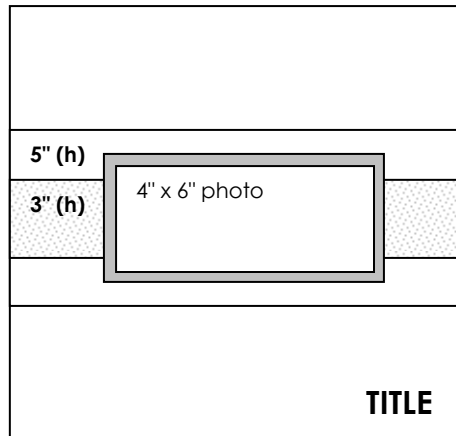
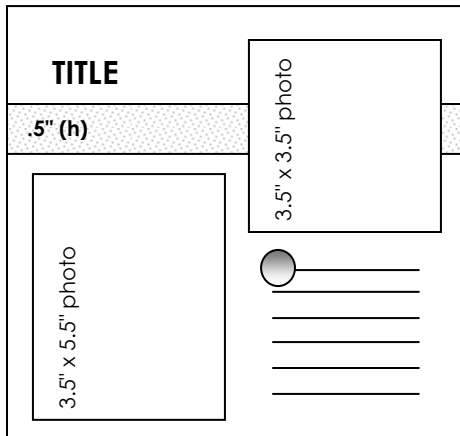
# 8 x 8 Single/Double Page Scrapbook Layout Sketches

Unless otherwise noted all photo mats are 1/4" wider and taller than photos (e.g., a mat for a 3" x 5" photo would be 3.25" x 5.25").

## Sketch Legend

-  photo mat
-  patterned paper
-  embellishment

Lines are meant to indicate journaling space.






The intent of our sketches is to focus on the pictures and journaling, so we have a tendency to keep embellishments to a minimum. But... that doesn't mean you have to – that's the beauty of sketches! You can take a basic page layout and make it your own.

Happy Scrapping!!

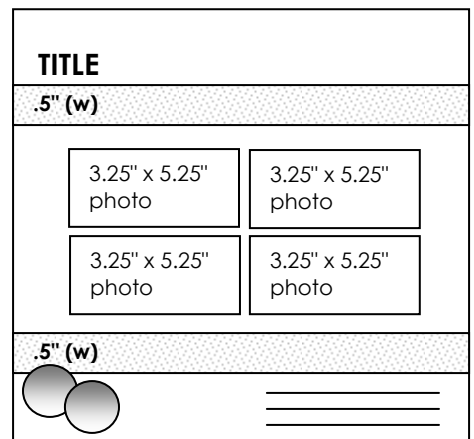
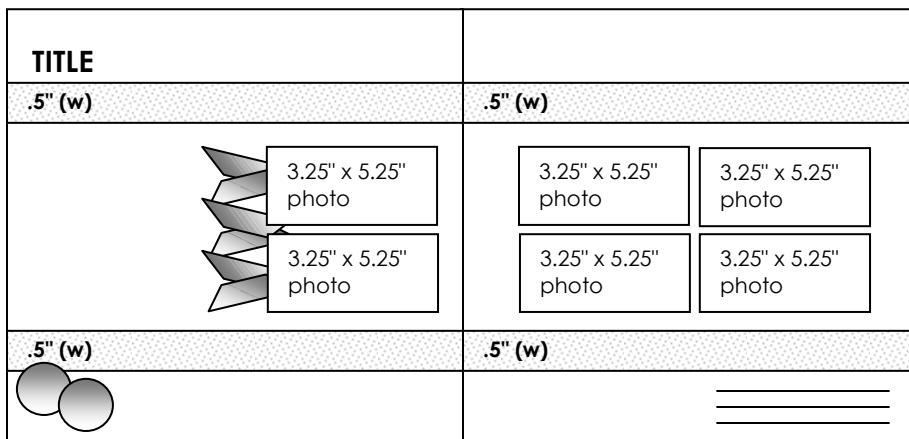
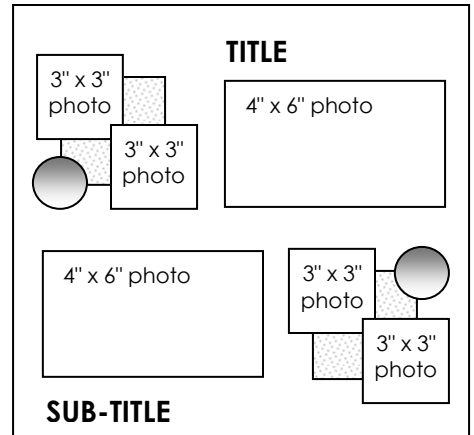
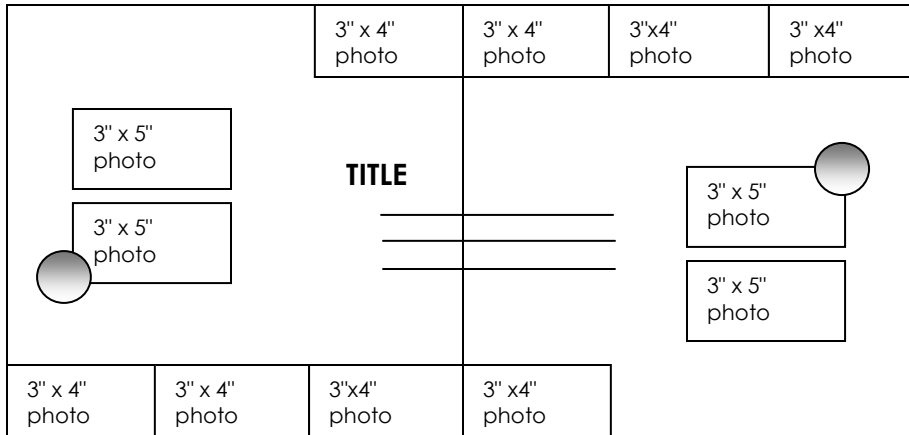
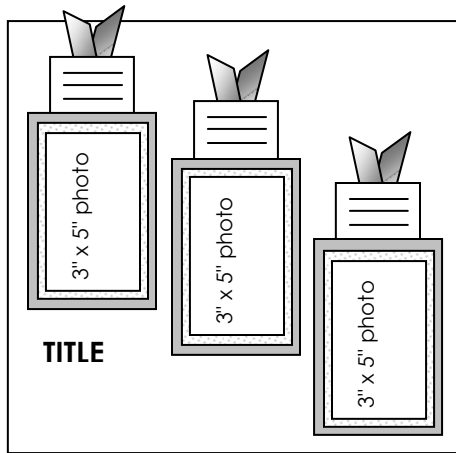
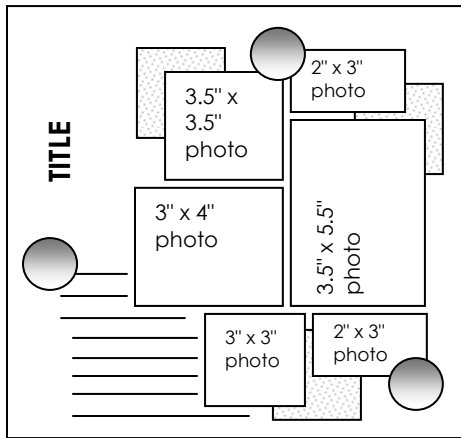
# 12 x 12 Single/Double Page Scrapbook Layout Sketches

Unless otherwise noted all photo mats are 1/4" wider and taller than photos (e.g., a mat for a 3" x 5" photo would be 3.25" x 5.25").

**Sketch Legend**

-  photo mat
-  patterned paper
-  embellishment

Lines are meant to indicate journaling space.



The intent of our sketches is to focus on the pictures and journaling, so we have a tendency to keep embellishments to a minimum. But... that doesn't mean you have to – that's the beauty of sketches! You can take a basic page layout and make it your own.

Happy Scrapping!!